

Loewe Art

48

EU energy efficiency class: B

Screen diagonal (in cm) / Screen diagonal (in inch): 122 / 48

Power consumption "ON"¹ (in W): 104

Annual energy consumption (kWh)²: 144

Power consumption in stand-by mode / off (in W): 0.5 / 0

Resolution (in pixels): Ultra HD (3840 x 2160)

Box contents

Table Stand Art 40/48,

Aluminium

W 107.8 / H 69.8 / PD 5.5 / TD 25.0

Manually rotatable (+ / -20°)



Set-up options

Wall Mount Slim / VESA Size 300, Chrome Silver

W 107.8 / H 66.9 / PD 5.5 / TD 7.7

Flat mounting

Wall Mount WM 67, Black

W 107.8 / H 66.9 / PD 5.5 / TD 10.2

Convenient mounting



Wall Mount Isoflex 32 – 55³, Aluminium

W 107.8 / H 66.8 / PD 5.5 / TD 11.5

Flexible solution, folds flat,

can be pulled out, rotated and pivoted,
intelligent cable management



Table Stand Connect 40/48, Chrome

W 107.8 / H 69.9 / PD 5.5 / TD 25.7

Manually rotatable (+ / -20°)



Rack 110.30 TS

W 108.8 / H 36.1 / PD 6.1 / TD 43.1

Black, White or Chrome Silver



Rack 165.30 TS



W 162.2 / H 36.1 / PD 6.1 / TD 43.1

Black, White or Chrome Silver

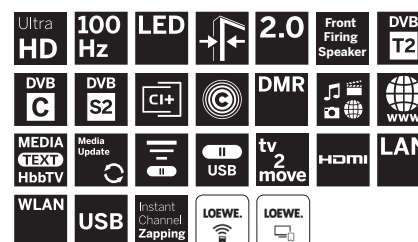


TV

Versions

	Model	Article no.	EAN Code
 Black	48	54458W80	4011880156400
 Chrome Silver	48	54458T80	4011880157186

Technical features



Contents: Assist 2 system remote control incl. batteries. N.B. The Table Stand Art 40/48 is included in the box at time of delivery. Some products are depicted with optional accessories.

Dimensions in cm: W = width, H = height, PD = product depth, TD = total depth, BP = diameter/dimensions of base plate. Technical modifications and errors excepted.

¹ To EN 62087:2009. ² On the basis of four hours of operation per day, 365 days a year. Actual energy consumption depends on the purpose for which the TV is used.

³ Only in conjunction with VESA Size 300 adapter.

LOEWE.

Loewe Art

48

EU energy efficiency class: B

Screen diagonal (in cm) / Screen diagonal (in inch): 122 / 48

Power consumption "ON"¹ (in W): 104

Annual energy consumption (kWh)²: 144

Power consumption in stand-by mode / off (in W): 0.5 / 0

Resolution (in pixels): Ultra HD (3840 x 2160)

Set-up options

Floor Stand Connect 40–55, Aluminium

W 107.8 / H 110.3 / PD 5.5 / BP 53.0

Manually rotatable (+ / - 45°),

concealed cable routing



Floor Stand Connect with Equipment Board, Aluminium, Glass

W 107.8 / H 110.3 / PD 5.5 / BP 53.0

Can accommodate two equipment products,

concealed cable routing



Floor Stand Universal 32–55³, Aluminium Silver

W 107.8 / H 110.6 / PD 5.5 / BP 50.2

Manually rotatable (+ / - 45°),

concealed cable routing



Screen Lift Plus⁴, Brushed Aluminium

W 107.8 / H 300.0 / PD 5.5 / TD 20.4

Manually rotatable (+ / - 90°),

concealed cable routing



Contents: Assist 2 system remote control incl. batteries. N.B. The Table Stand Art 40/48 is included in the box at time of delivery.

Some products are depicted with optional accessories.

Dimensions in cm: W = width, H = height, PD = product depth, TD = total depth, BP = diameter/dimensions of base plate. Technical modifications and errors excepted.

¹ To EN 62087:2009. ² On the basis of four hours of operation per day, 365 days a year. Actual energy consumption depends on the purpose for which the TV is used.

³ Only in conjunction with a corresponding adapter, to be ordered separately. ⁴ Only in conjunction with VESA Size 300 adapter.

LOEWE.

Technical information

Loewe Art

48

Image+ (Image)

Resolution (in pixels)	Ultra HD (3840 x 2160)
Display technology	LCD with E-LED-Backlight
Screen diagonal (in cm/inch) / Response time (in ms) / Frame Rate (in Hz)	122 / 48 / 8 / 100
Brightness (in cd/m ²) / Viewing angle (horizontal/vertical)	385 / 178°
Contrast filter glass	—
Ultra HD Super Resolution Scaling / Image+ Active / 24 p motion picture display	● / ● / ●
3D technology / Active Glasses 3D	— / —
Video auto-dimming (VBD+) / Interior auto-dimming (OPC) / Home Mode	● / ● / ●

Digital+ (Television Standards)

DVB-T2 / DVB-C2 / DVB-C / DVB-S2 / Multistandard (analogue) / Dual Channel	● / — / ● / ● / ● / ●
MPEG / MPEG2 / MPEG4 (H.264) / HEVC (H.265) / integrated HDTV reception ¹	● / ● / ● / ● / ●
DVB radio / Unicable (acc. EN 50494)	● / ●

Sound+ (Audio)

Output in W (sine / music)	2 x 10 / 2 x 20
Acoustic speaker concept	Speaker Box
Integrated 5.1 AV-Receiver / Digital audio link	— / —
Dolby Digital / DTS	● / —
Individual bass and treble control / Loudness	● / ●
Automatic Volume Control (AVC)	●
Audio out available: variable / fixed / Subwoofer	● / ● / ●

Assist+ (Operation)

Assist Media user Interface / Home Screen (incl. favorites)	● / ●
Smart Assist App (Android/iOS) / Smart tv2move App (Android/iOS)	● / ● / ● / ●
Electronic Program Guide (SI-data)	●
MediaText (HbbTV) / Video text (Level 2.5)	● / ●
Menu languages ² / Context Related Help	● / ●
Parental Lock / Automatic turn-off / Timer	● / ● / ●
Instant Channel Zapping / Quick Start Mode	● / ●
Programme positions including AV and radio	6,000
Digital Link HD (CEC)	●
PIP (AV) ³ / Full PIP / Split screen TV: Video text	● / ● / ●
MediaUpdate (via USB / Internet)	● / ●

Media+ (Multimedia functions)

DR+ / storage capacity in GB / USB recording (with DR+: USB-Archive)	— / — / ●
DR+ Streaming server / client / Follow-Me / Smart tv2move	— / ● / ● / ●
Multi Recording / Mobile Recording	— / —
Photo player / Music player / Video player (via Home network and USB incl. Ultra HD)	● / ● / ●
Digital Media Renderer (incl. Ultra HD)	●
Internet Apps (MediaNet) / Internet Browser / Internet Radio (incl. search function)	● / ● / ●

Connectivity+ (Connectors)

HDMI with HDCP	4 (1x UHD, 1x ARC)
LAN network connection / integrated WLAN	● / ●
Common Interface / CI Plus 1.3 certified ⁴	2 / ●
Home Control Interface (RS232) / IR Link ⁵ / Motor control	● / ○ / —
Digital audio link (DAL) ⁶ / Digital Audio-Out (cinch)	— / ●
Analogue Audio-Out (L/R) / Headphone (jack 3.5 mm) / Center-In ⁶ (3.5 mm)	● / ● / ○
Micro-AV ⁵ (Component / Scart / VGA)	● / ● / ●
USB	3 (1x 3.0)

Environment

EU energy efficiency class / Annual energy consumption (kWh) ⁷	B / 144
Power consumption in stand-by mode / off (in W)	0.5 / 0
Power consumption "ON" ⁸ (in W) / Peak luminance ratio in %	104 / 65
Mercury content in mg / contains lead ⁹	0.0 / traces

Miscellaneous

Weight in kg	19.0
Power switch / Mains voltages	● / 220–240 V, 50 / 60 Hz
VDE-safety standard (inspection seal)	●

● = included/installed ○ = upgradeable/optional

¹ Reception of digital channels may be limited by individual regulations from the respective broadcaster/provider. UK models are Freeview HD compliant.

² D-GB-F-I-E-NL-CZ-GR-PL-H-FIN-SLO-SK-TR-S-DK-P-RUS-N

³ AV-PIP is only available in combination with DVB-T/C/S.

⁴ CI Plus is backwards compatible with CI.

⁵ Functionality is dependent on module availability from the supplier.

⁶ Only in conjunction with a corresponding adapter, to be ordered separately.

⁶ Loewe System 5.1 Out, Stereo Out, Subwoofer Out, Center In.

⁷ On the basis of four hours of operation per day, 365 days a year. Actual energy consumption depends on the purpose for which the TV is used.

⁸ To EN 62087 : 2009.

⁹ Traces may occasionally be found in electronic components (in compliance with the recast European RoHS directive).