

Loewe Connect

55

EU energy efficiency class: B

Screen diagonal (in cm) / Screen diagonal (in inch): 140 / 55

Power consumption "ON"¹ (in W): 169

Annual energy consumption (kWh)²: 234

Power consumption in stand-by mode / off (in W): 0.5 / 0

Resolution (in pixels): Ultra HD (3840 x 2160)

Box contents

Wall Mount 67

Black

W 122.9 / H 75.1 / PD 5.5 / TD 10.6



Set-up options

Wall Mount Slim / VESA Size 400, Chrome Silver

W 122.9 / H 75.1 / PD 5.5 / TD 6.8

Flat mounting



Wall Mount Isoflex 32 – 55³, Aluminium

W 122.9 / H 75.1 / PD 5.5 / TD 44.8

Flexible solution, folds flat,
can be pulled out, rotated and pivoted,
intelligent cable management



Table Stand Connect 55 – 65, Chrome

W 122.9 / H 78.9 / PD 5.5 / TD 33.8

Manually rotatable (+ / – 20°)



Table Stand Art 55, Aluminium

W 122.9 / H 78.1 / PD 5.5 / TD 32.0

Manually rotatable (+ / – 20°)






Loewe Rack TS

Different versions, sizes and colours available to
match Loewe TV, sound system and equipment







TV

Versions

	Model	Article no.	EAN Code
 Black / Black	55	54443W50	4011880156356
 Black / Silver	55	54443T50	4011880156516
 Black / Cappuccino	55	54443O50	4011880156578

Colour Kit

	Model	Article no.
 Black	55	72120W00
 Silver	55	72120T00
 Cappuccino	55	72120O00
 Petrol blue	55	72120V00

Contents: Assist 1 system remote control, aluminium, incl. batteries. N.B. The Wall Mount 67 is included in the box at time of delivery.
Some products are depicted with optional accessories.

Dimensions in cm: W = width, H = height, PD = product depth, TD = total depth, BP = diameter/dimensions of base plate. Technical modifications and errors excepted.

¹ To EN 62087:2009. ² On the basis of four hours of operation per day, 365 days a year. Actual energy consumption depends on the purpose for which the TV is used.

³ Only in conjunction with VESA Size 400 adapter.

LOEWE.

Loewe Connect

55

EU energy efficiency class: B

Screen diagonal (in cm) / Screen diagonal (in inch): 140 / 55

Power consumption "ON"¹ (in W): 169

Annual energy consumption (kWh)²: 234

Power consumption in stand-by mode / off (in W): 0.5 / 0

Resolution (in pixels): Ultra HD (3840 x 2160)

Set-up options

Floor Stand Connect 40–55, Aluminium

W 122.9 / H 118.5 / PD 5.5 / BP 53.0

Manually rotatable (+ / – 45°),
concealed cable routing



Floor Stand Universal 32–55³, Aluminium Silver

W 122.9 / H 118.9 / PD 5.5 / BP 50.2

Manually rotatable (+ / – 45°),
concealed cable routing



Floor Stand Connect with Equipment Board, Aluminium, Glass, W 122.9 / H 118.5 / PD 5.5 / BP 53.0

Can accommodate two equipment products,
concealed cable routing



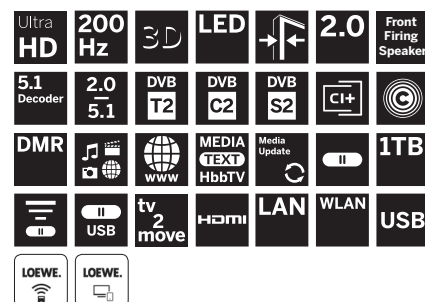
Screen Lift Plus⁴, Brushed Aluminium

W 122.9 / H 300.0 / PD 5.5 / TD 19.5

Manually rotatable (+ / – 90°),
concealed cable routing



Technical features



Contents: Assist 1 system remote control, aluminium, incl. batteries. N.B. The Wall Mount 67 is included in the box at time of delivery. Some products are depicted with optional accessories.

Dimensions in cm: W = width, H = height, PD = product depth, TD = total depth, BP = diameter/dimensions of base plate. Technical modifications and errors excepted.

¹ To EN 62087:2009. ² On the basis of four hours of operation per day, 365 days a year. Actual energy consumption depends on the purpose for which the TV is used.

³ Only in conjunction with a corresponding adapter, to be ordered separately. ⁴ Only in conjunction with VESA Size 400 adapter.

LOEWE.

Technical information

Loewe Connect

55

Image+ (Image)	
Resolution (in pixels)	Ultra HD (3840 x 2160)
Display technology	LCD with E-LED-Backlight
Screen diagonal (in cm/inch) / Response time (in ms) / Frame Rate (in Hz)	140 / 55 / 6 / 200
Brightness (in cd/m ²) / Viewing angle (horizontal/vertical)	450 / 178°
Contrast filter glass	—
Ultra HD Super Resolution Scaling / Image+ Active / 24 p motion picture display	● / ● / ●
3D technology / Active Glasses 3D	● / ○
Video auto-dimming (VBD+) ¹ / Interior auto-dimming (OPC) / Home Mode	○ / ● / ●
Digital+ (Television Standards)	
DVB-T2 / DVB-C2 / DVB-C / DVB-S2 / Multistandard (analogue) / Dual Channel	● / ● / ● / ● / ● / ●
MPEG / MPEG2 / MPEG4 (H.264) / HEVC (H.265) / integrated HDTV reception ²	● / ● / ● / ● / ●
DVB radio / Unicable (acc. EN 50494)	● / ●
Sound+ (Audio)	
Output in W (sine / music)	2 x 20 / 2 x 40
Acoustic speaker concept	Speaker Box
Integrated 5.1 AV-Receiver / Digital audio link	● / ●
Dolby Digital Plus / DTS ¹	● / ○
Individual bass and treble control / Loudness	● / ●
Automatic Volume Control (AVC)	●
Audio out available: variable / fixed / Subwoofer	● / ● / ●
Assist+ (Operation)	
Assist Media user Interface / Home Screen (incl. favorites)	● / ●
Smart Assist App (Android/iOS) / Smart tv2move App (Android/iOS)	● / ● / ● / ●
Electronic Program Guide (SI-data)	●
MediaText (HbbTV) / Video text (Level 2.5)	● / ●
Menu languages ³ / Context Related Help	● / ●
Parental Lock / Automatic turn-off / Timer	● / ● / ●
Instant Channel Zapping / Quick Start Mode	● / ●
Programme positions including AV and radio	6,000
Digital Link HD	●
PIP (AV) ⁴ / Full PIP / Split screen TV: Video text	● / ● / ●
MediaUpdate (via USB / Internet)	● / ●
Media+ (Multimedia functions)	
DR+ / storage capacity in GB / USB recording (with DR+: USB-Archive)	● / 1,000 / ●
DR+ Streaming server / client / Follow-Me / Smart tv2move	● / ● / ● / ●
Multi Recording / Mobile Recording	● / ●
Foto player / Music player / Video player (via Home network and USB incl. Ultra HD)	● / ● / ●
Digital Media Renderer (incl. Ultra HD)	●
Internet Apps (MediaNet) / Internet Browser / Internet Radio (incl. search function)	● / ● / ●
Connectivity+ (Connectors)	
HDMI with HDCP	4 (1x UHD, 1x ARC)
LAN network connection / integrated WLAN	● / ●
Common Interface / CI Plus 1.3 certified ⁵	2 / ●
Home Control Interface (RS232) / IR Link ⁶ / Motor control	● / ○ / —
Digital audio link (DAL) ⁷ / Digital Audio-Out (cinch)	● / ●
Analogue Audio-Out (L/R) / Headphone (jack 3.5 mm) / Center-In ⁸ (3.5 mm)	● / ● / ○
Micro-AV ⁶ (Component / Scart / VGA)	● / ● / ●
USB	3 (1x 3.0)
Environment	
EU energy efficiency class / Annual energy consumption (kWh) ⁸	B / 234
Power consumption in stand-by mode / off (in W)	0.5 / 0
Power consumption "ON" ⁹ (in W) / Peak luminance ratio in %	169 / 65
Mercury content in mg / contains lead ¹⁰	0.0 / traces
Miscellaneous	
Weight in kg	27.8
Power switch / Mains voltages	● / 220–240 V, 50 / 60 Hz
VDE-safety standard (inspection seal)	●

● = included/installed ○ = upgradeable/optional

¹ By MediaUpdate.² Reception of digital channels may be limited by individual regulations from the respective broadcaster/provider. UK models are Freeview HD compliant.³ D-GB-F-I-E-NL-CZ-GR-PL-H-FIN-SLO-SK-TR-S-DK-P-RUS-N⁴ AV-PIP is only available in combination with DVB-T/C/S.⁵ CI Plus is backwards compatible with CI.

Functionality is dependent on module availability from the supplier.

⁶ Only in conjunction with a corresponding adapter, to be ordered separately.⁷ Loewe System 5.1 Out, Stereo Out, Subwoofer Out, Center In.⁸ On the basis of four hours of operation per day, 365 days a year. Actual energy consumption depends on the purpose for which the TV is used.⁹ To EN 62087 : 2009.¹⁰ Traces may occasionally be found in electronic components (in compliance with the recast European RoHS directive).